


# FOR YOUR OWN SAFETY

## NOT ALLOWED as carry-on or checked baggage



MAGNETS



EXPLOSIVES



FLAMMABLES




RADIOACTIVE



TOXIC SUBSTANCE



LIGHTERS/MATCHES



PAINTS



GASES/LPG/  
CAMPING STOVE



WORK TOOLS



INFECTIOUS  
SUBSTANCE



LITHIUM  
BATTERY-POWERED  
VEHICLE



CORROSIVE  
BATTERY

## NOT ALLOWED as carry-on baggage



STUN DEVICES



SHARP OBJECT



FIREARMS




BLUNT ITEMS

### It's the law

You must declare your hazardous materials to the airline. Failure to comply is subject to legal penalties under Republic Act 6235, any persons violating this law shall be punished by an imprisonment up to 1-year or by fine of not more than PHP 20,000

## ALLOWED as carry-on baggage or checked baggage



SMART LUGGAGE W/ INSTALLED LITHIUM BATTERY  
Removable Battery  
Less than 160WH or 2g




Non-Removable Battery  
Less than 2.7WH or 0.3g



Note: Removable batteries must be removed and carried in the cabin

## ALLOWED as carry-on baggage Liquid, Aerosols and Gels (LAGs)



20cm x 20cm

ONE (1) TRANSPARENT  
1 LITER RESEALABLE PLASTIC  
BAG PER PERSON



MAX 100ML/  
CONTAINER

## ALLOWED ONLY as carry-on baggage




MAX 20  
RECHARGEABLE  
LITHIUM  
LESS THAN 100WH



MAX 20  
NON-RECHARGEABLE  
LITHIUM/ORDINARY  
BATTERIES



MAX 2  
RECHARGEABLE  
LITHIUM BATTERIES -  
BETWEEN 101-160WH



E-CIGARETTE  
NOTE: MAY NOT BE ALLOWED  
IN SOME COUNTRIES

To convert milliampere hour (mAh) to Wh, multiply mAh by volts and then divide by 1000 (Wh = (mAh × V) ÷ 1000). mAh and volts specifications can be found on your battery or devices.



Philippine  
Airlines

Kindly see back page for other details.

## Requirements in Seating in Exit Row

### Philippine Civil Aviation Regulation

You must be 15 yrs old of age, Fit and able-bodied and able to perform the following functions in case of an **EMERGENCY**.

1. Locate the Emergency Exit.
2. Recognize the emergency opening mechanism.
3. Comprehend the instructions for operating the Emergency Exit.
4. Operate the Emergency Exit.
5. Assess whether opening the Emergency Exit will increase the hazards to which passenger may be exposed.
6. Follow oral directions and hand signals given by crew members.
7. Stow or secure the Emergency Exit doors so that it will not impede use of the exit.
8. Assess the condition of the escape slide. Activate the slide and stabilize it after deployment to assist other in getting off the slide.
9. Pass expeditiously through the Emergency Exit.
10. Assess, select, and follow a safe path away from Emergency Exit

## Security Assessment

- Is this your bag?
- Did you pack your bag yourself?
- Are you carrying anything for another person?
- Has the bag been out of your possession since you packed it?
- Are you carrying electronic cigarettes or prohibited items?
- Do you have liquids, aerosols gels in your handcarry?
- Do you have any electronic device and spare lithium batteries?

## Expectant Mother

To ensure safety, Philippine Airlines requires expectant mother to fill out the Expectant Mother Information Sheet. Please advise our check-in agent if you are pregnant.

Note: Expectant Mother Information Sheet is available on the PAL website and at any PAL ticket office.

## Inflight Travel Accessories

For the safety and comfort of our passengers, PAL prohibits the use of bed boxes, knee defenders, etc.

## Musical Instruments

- Guitars (hard or soft cases) included in the FBA, labeled with Fragile stickers, and signed Limited Release Tags (LRT) are allowed as checked baggage only.
- Other musical instruments, such as violins and ukuleles, are allowed for both carry-on and checked baggage.
- For carry-on, size should fit into stowage bins or under seats. Total dimensions 45in (L= 22in, W=14in, H=9in).
- Loose strings shall NOT be accepted as carry-on baggage; however, strings attached to instruments are allowed.

## Valuable Items

Please always keep your valuable items and important documents with you or in your carry-on baggage.

## Carry-on Baggage

Each passenger is allowed to bring one (1) piece of carry-on baggage free of charge with maximum weight of 7kg (15lbs). Multiple items that are strapped, wrapped, or tied together will not be counted as one (1).



In addition, one (1) of the following personal items:

- a small handbag
- pocket book or purse
- an overcoat, wrap or blanket
- Laptop with case - maximum total dimension of 18in x 14in x 8in
- a reasonable amount of reading material
- duty free bag
- infant's food for consumption in flight



For person with disabilities, one (1) of the following assistive devices:

- pair of crutches
- walkers
- collapsible/foldable/manual wheelchairs
- walking stick and other prosthetic device provided that passenger is dependent upon them



Must be able to fit in the overhead compartment or under the seat in front of you.



DG Rev12 Dec2023